


Love To Sew Boutique: 573-348-1972



AQ Twinkle Block Class: Thur, Sept 26 at 10:30 – 2:30pm

Class Fee: \$10 (get \$5 GC upon arrival)

Join us to make this very cute Twinkle Block project with the Standard Qube and Companion Angle Qube and 7 fat quarters!


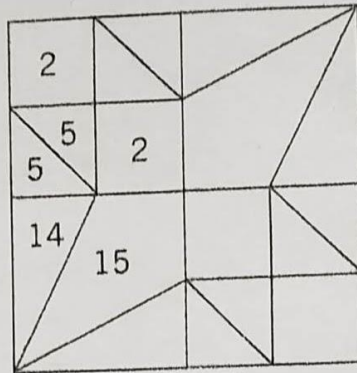
- Free Pattern Instructions Included with Class Inside the Booklet from the Companion Angle Qube!
- Bring your AQ Cutting Machine and basic access. like a Die Pick Tool
- Bring your sewing machine, or rent ours: \$5.00
- Standard sewing thread for top/bobbin with universal or Microtex needle and 1/4" seam foot O
- Fabrics: 7 each of different fat quarters with one for background, one for "green", one for "blue" and remaining 4 for "multi blues"
- AQ Qube - #2 Square and #5 Half Square Triangle and AQ Companion Angle Qube - #14 Triangle in Square Sides and #15 Kite Center
- Matching AQ cutting mats for dies needed from Qube
- Scissors

All items are available here with 10% off for class discount! Please have your fabrics chosen before class begins! Call 573-348-1972 to sign up!

See more supplies below that shows fabrics needed for the whole quilt using 12" Qubes – you can still make the same project using the other size Qubes with more blocks!

# GO! QUBE™

## Twinkle Block Pattern



For use with GO! Qube™ Mix & Match 12" Block (55778)  
and GO! Qube™ 12" Companion Set – Angles (55791).

### Die cut chart for one 12" finished block



**Cut 2** – Kite-Center-6" Finished Square (55770)

¼ yard



**Cut 2** fabric right side up and **2** fabric wrong side up –  
Triangles in Square-Sides-6" Finished Square (55817)

¼ yard



**Cut 4** – Half Square Triangle-3" Finished Square (55703)

included  
above



**Cut 2** – Square-3½" (3" Finished) (55701)

included  
above



**Cut 4** – Half Square Triangle-3" Finished Square (55703)

¼ yard



**Cut 2** – Square-3½" (3" Finished) (55701)

¼ yard